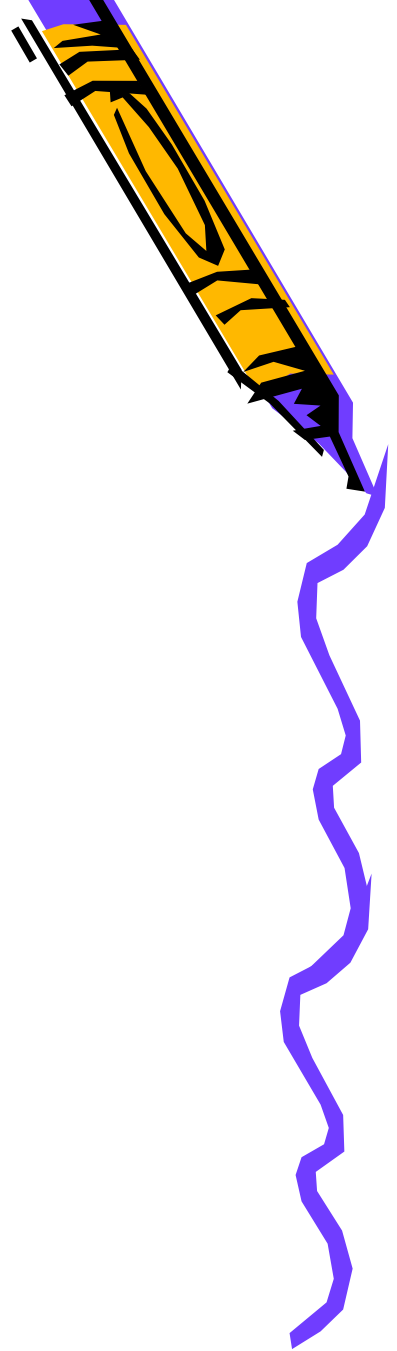


# Welcome to the Y1 Information Evening!




# Meet the Staff!



Miss Healy




Mrs Harvey-Eadon




# Role of Parents

- Your role is absolutely crucial to your child's success this year. Their best can be achieved through:
- Support with homework
- Encouraging them to talk about their work
- Attendance and punctuality



# Morning Routines

- Mornings- 8.45am doors open. Children to be in by 8.55am.
- Children to come down through the main gate to the classroom.
- Children complete a morning job before we take the register.




# Messages/ Letters

- Letters or messages can be given to any staff member who is at the gate in the morning or Y1 staff at the end of the day.


- School Office can be phoned to give any other information such as any changes to home time.

- [Khealy@st-maries.sheffield.sch.uk](mailto:Khealy@st-maries.sheffield.sch.uk)



# Organisation

- Water bottles
- Y1 PPA: Wednesday afternoon.
- P.E lessons: Wednesdays
- Label everything!
- Lost property
- One small toy (pocket sized) can be brought.



# What does our learning look like in Year 1?

RWI every day  
9:10 - 9:50am.

Alternating maths and  
English mornings.

Afternoons RE, Science,  
PE, Music.

Topics:

Autumn: "What is art?"

Spring: Great Fire of  
London

Summer: Our Country

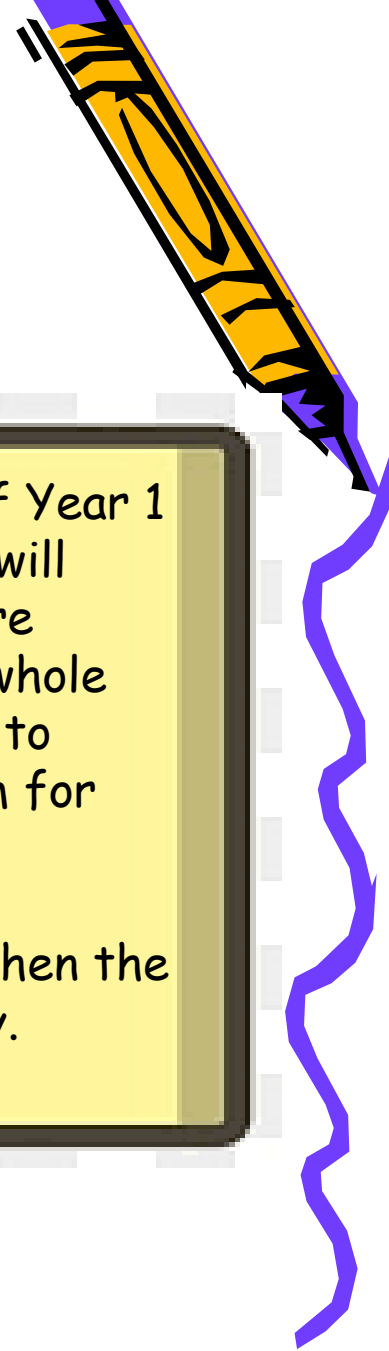
## Continuous Provision

Children still work in  
groups for English,  
maths and most of  
the other subjects.

When not in groups  
there is provision  
out for children to  
access.

By the end of Year 1  
the children will  
complete more  
lessons as a whole  
class. This is to  
prepare them for  
Year 2.

We do this when the  
class is ready.




# Non negotiables - Writing

I write all my numbers the correct way round.

I begin every sentence with a capital letter.

I can read my own writing.

I use 'Fred talk' as I write.






# Non negotiables - Maths

Autumn 1	Adding and subtracting 1 within 10 e.g. $5+1=6$
Autumn 2	Adding and subtracting 2 within 10. E.g. $5-2=3$
Spring 1	Know all addition and subtraction number bonds to 10.
Spring 2	Know doubles and halves within 10. e.g. $4+4=8$ $8-4=4$
Summer 1	Know near doubles within 10 e.g. $3+4=7$
Summer 2	Know all addition and subtraction facts within 10.



# Home reading books

- Reading packs should be brought in on Wednesdays and a new book will be sent home on Friday.
- Access Oxford Owl to read the RWI book we have read in school.
- Read the Story bookbag book in the reading pack.
- Reading Record: What do I write?
  - - how did your child read? (fluently or needed to read some or most words)
  - - Did your child understand the stories? Could they tell you what was happening?




# Home reading

- Regular reading (everyday if possible).
- RWI philosophy :
- When learning to read it takes three days to read a book.
- Day 1 - decoding
- Day 2 - ask questions about the text
- Day 3 - try to read again with fluency and expression.



The more that you read,  
the more things you will know.  
The more that you learn,  
the more places you'll go.

**Dr. Seuss**







# Reading for pleasure improves...

- progress in vocabulary development
- enhanced comprehension
- narrative writing
- substantial cognitive development
- general knowledge
- increased attainment in literacy and numeracy



# WHY READ 20 MINUTES AT HOME?

Student A Reads	Student B Reads	Student C Reads
❖ 20 minutes per day.	❖ 5 minutes per day.	❖ 1 minute per day
❖ 3,600 minutes per school year.	❖ 900 minutes per school year.	❖ 180 minutes per school year.
❖ 1,800,000 words per year.	❖ 282,000 words per year.	❖ 8,000 words per year.
		
❖ Scores in the 90 <sup>th</sup> percentile on standardized tests.	❖ Scores in the 50 <sup>th</sup> percentile on standardized tests.	❖ Scores in the 10 <sup>th</sup> percentile on standardized tests.






# Homework


- Reading is on-going homework.

Homework will be sent out on Fridays and put into the Reading Folder. Put completed homework in there to return the following Wednesday.




# Allergies/snacks

- Please be careful about the food you might send into school. No nuts including Nutella.
- Fruit is available free to all children in Key Stage One.
- Toasty Tuesdays - 20p (optional)



# Hometime

- School finishes at 3.20pm
- Children will only be handed over to parent/guardian, unless written or telephone permission given for another adult.
- If you are running late, please let school know.
- Please inform us of change of contact details/ arrangements.






# Behaviour system / Rewards

Be respectful.

Be ready.

Be safe.



# Dates for your diary:

Monday 30<sup>th</sup> October - INSET day

Friday 3<sup>rd</sup> November - Flu vaccinations for children

Friday 10<sup>th</sup> November - Crucible Trip (Music in the Round)

Tuesday 28<sup>th</sup> November - Parents Evening - Online from 1-4pm.


Thursday 7<sup>th</sup> December - Parents Evening face to face 4-7pm.

Thursday 14<sup>th</sup> December - Nativity Performance (9.30am and 2.30pm)

Monday 18<sup>th</sup> December - Pocket Money Market (in school)


Tuesday 19<sup>th</sup> December - A Town called Christmas Theatre trip

Spring 2 - Emergency Services Museum visit TBC  
Alfresco Learning GFoL Workshop TBC



# Phonics, Writing and Maths Workshops

We are hoping to hold a variety of workshops throughout the year to help you to support your child at home.



# School Website



The screenshot shows the top navigation bar of the St Marie's School website. It includes the school logo, the name 'ST MARIE'S SCHOOL', and a menu with options: Home, Catholic Life, Our School, Classes, and Parents. A search icon is also present. Below the navigation bar is a large banner featuring a stylized red and white religious icon on the left. To the right of the icon, the text reads 'ST CLARE Catholic Multi Academy Trust'. At the bottom of the banner, it says 'Welcome to St Marie's School' and 'St Marie's School is part of St Clare Catholic Multi Academy Trust.' A blue arrow points from the 'Classes' menu item to the right.

ST MARIE'S SCHOOL

Home Catholic Life Our School **Classes** Parents

Reception  
Year 1  
Year 2  
Year 3  
Year 4  
Year 5  
Year 6

ST CLARE  
Catholic Multi Academy Trust

Welcome to St Marie's School  
St Marie's School is part of St Clare Catholic Multi Academy Trust.



## Outdoor Mondrian Art in Y1

Year 1 have been learning about the artist Mondrian. We have made our own Mondrian style art using chalk. We made one...


[Read More](#)



## Alien crash landing in Y1

Today Year 1 came into a surprise in front of their classroom. An alien spaceship had crashed. Mr Coe had put some...

[Read More](#)



# Questions?



[Khealy@st-maries.sheffield.sch.uk](mailto:Khealy@st-maries.sheffield.sch.uk)

